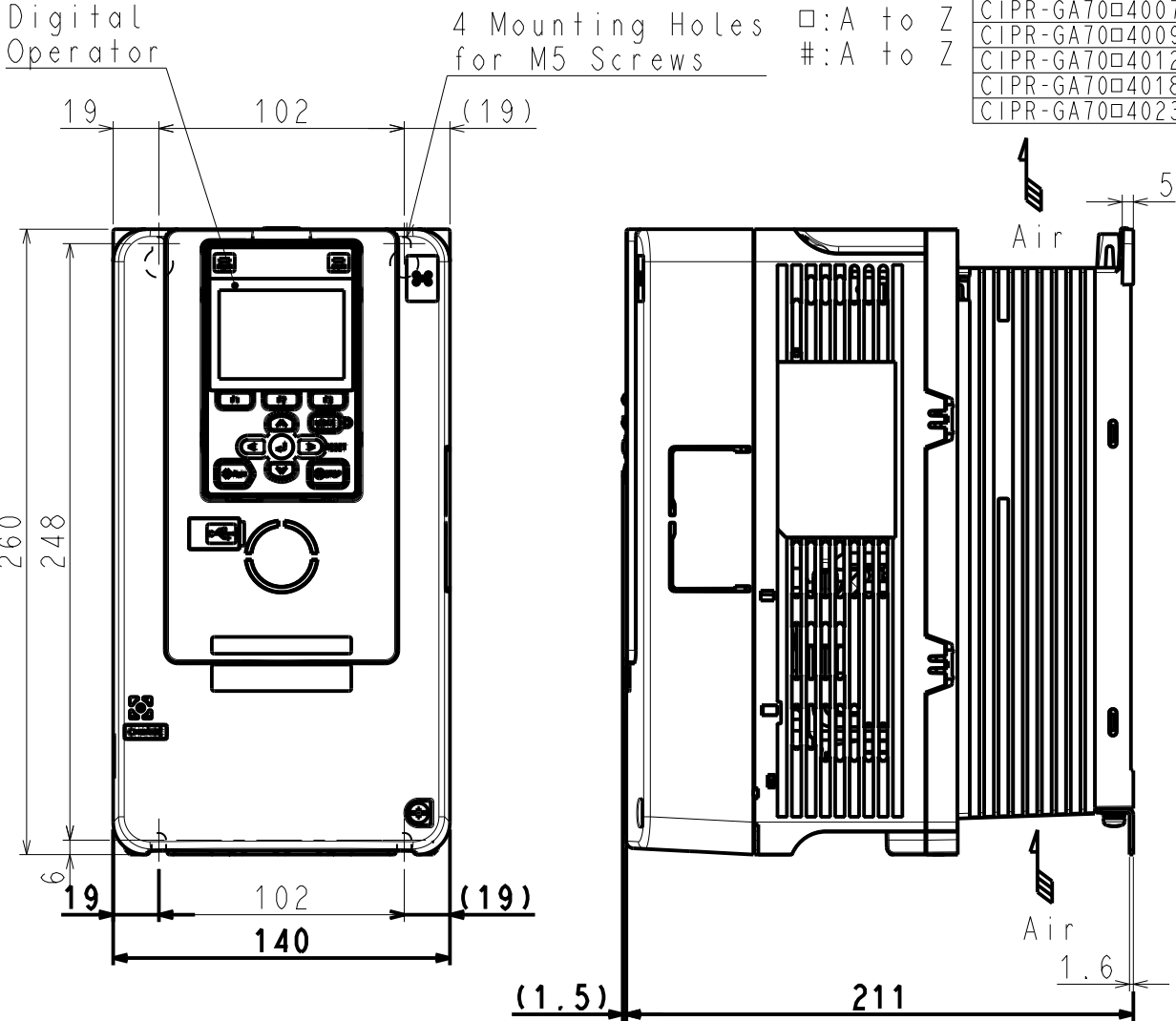


Third Angle Projection
Dimensions in mm



| Model No. | Max Appli. Motor (kW) | | Terminal Symbol | | Cooling Fan | Mass(kg) | | |
|--------------------------|-----------------------|------------|-----------------|----------------|-------------|------------------------|-------------------------|-------------------------|
| | Normal Duty | Heavy Duty | INPUT | OUTPUT(MOTOR) | | EMC noise Filter | | |
| CIPR-GA70□2018□□□□-#□□□□ | 3.7 | 3 | R/L1 S/L2 T/L3 | U/T1 V/T2 W/T3 | 1 | No Internal EMC Filter | Internal EMC Filter(C3) | Internal EMC Filter(C2) |
| CIPR-GA70□2021□□□□-#□□□□ | 5.5 | 3.7 | | | 1 | 3.9 | 3.9 | 3.9 |
| CIPR-GA70□2030□□□□-#□□□□ | 7.5 | 5.5 | | | 2 | 3.9 | 3.9 | 3.9 |
| CIPR-GA70□2042□□□□-#□□□□ | 11 | 7.5 | | | 2 | 4.2 | 4.2 | 4.2 |
| CIPR-GA70□4007□□□□-#□□□□ | 3 | 2.2 | | | 2 | 4.2 | 4.2 | 4.2 |
| CIPR-GA70□4009□□□□-#□□□□ | 3.7 | 3 | | | 1 | 3.9 | 3.9 | 3.9 |
| CIPR-GA70□4012□□□□-#□□□□ | 5.5 | 3.7 | | | 1 | 3.9 | 3.9 | 3.9 |
| CIPR-GA70□4018□□□□-#□□□□ | 7.5 | 5.5 | | | 1 | 3.9 | 3.9 | 3.9 |
| CIPR-GA70□4023□□□□-#□□□□ | 11 | 7.5 | | | 2 | 4.2 | 4.2 | 4.2 |
| CIPR-GA70□4023□□□□-#□□□□ | 11 | 7.5 | | | 2 | 4.2 | 4.2 | 4.2 |

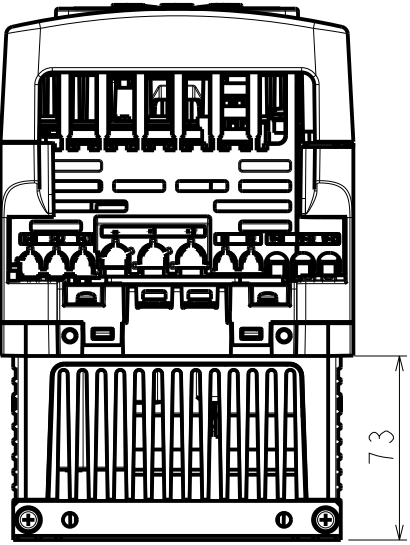
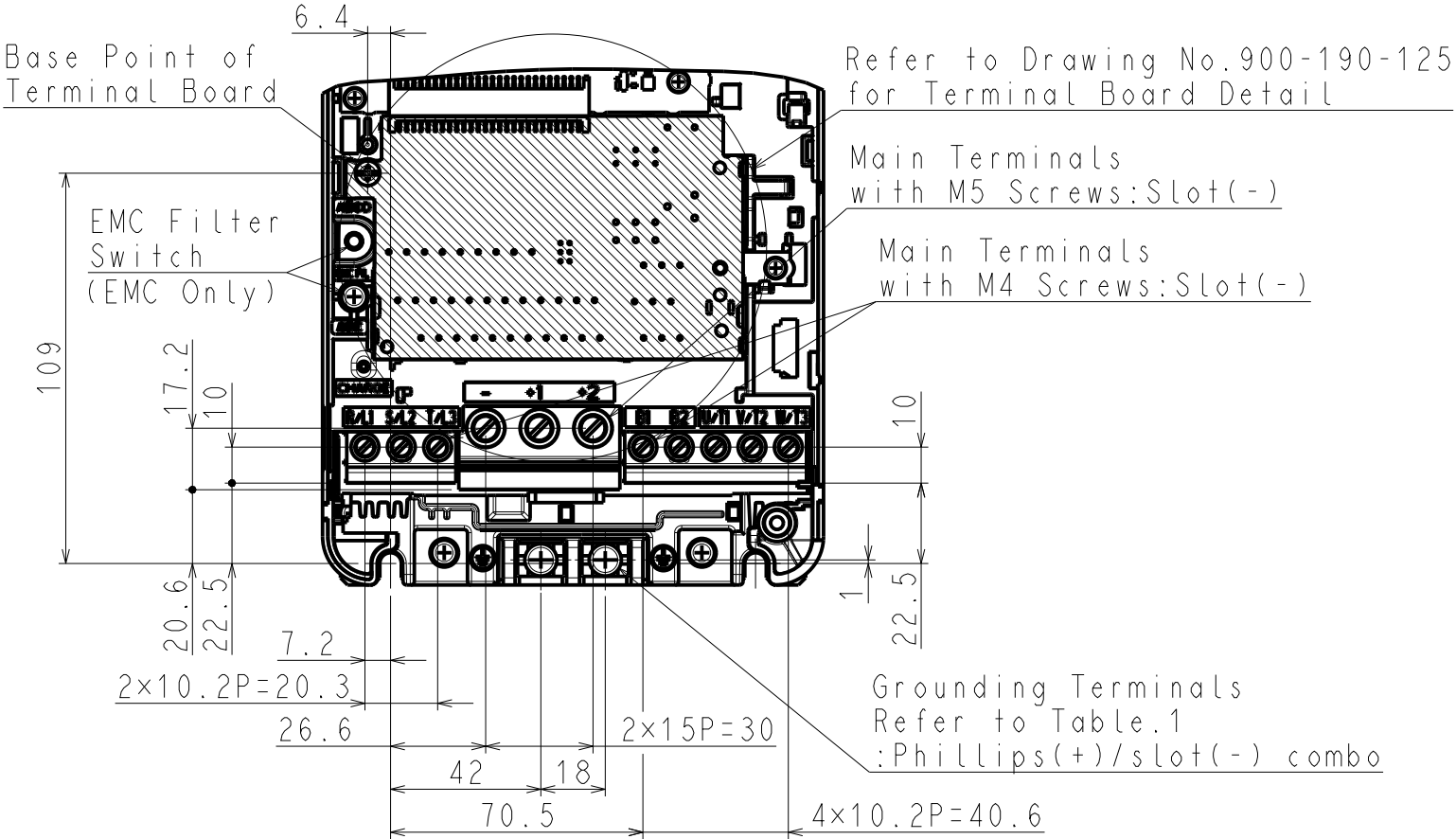
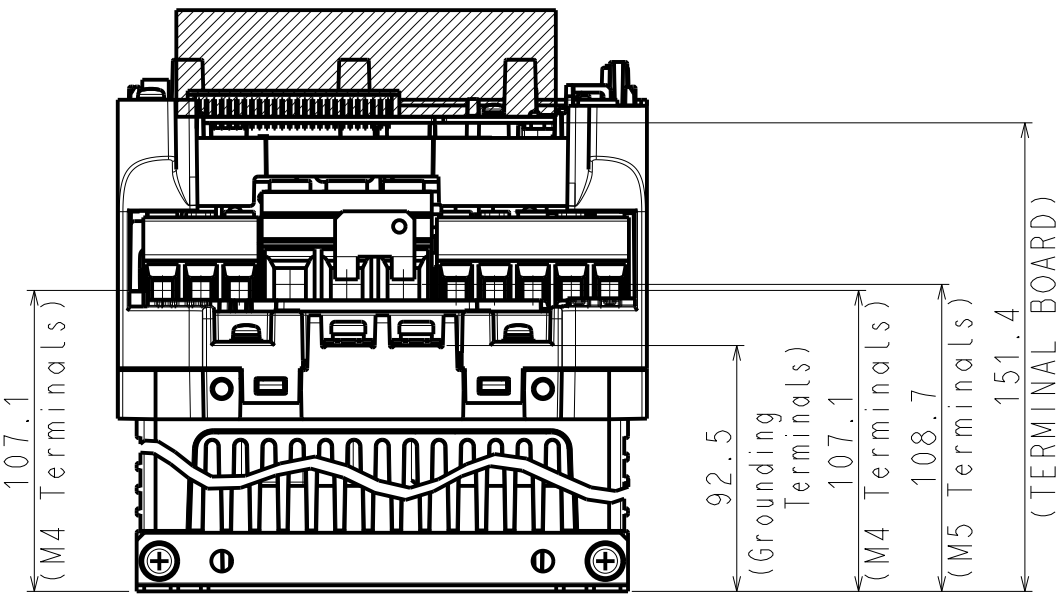


Table.1:Screw Size for Grounding Terminals

| Model No. | Screw Size |
|--------------------------|------------|
| CIPR-GA70□2018□□□□-#□□□□ | M4 |
| CIPR-GA70□2021□□□□-#□□□□ | M4 |
| CIPR-GA70□2030□□□□-#□□□□ | M5 |
| CIPR-GA70□2042□□□□-#□□□□ | M5 |
| CIPR-GA70□4007□□□□-#□□□□ | M4 |
| CIPR-GA70□4009□□□□-#□□□□ | M4 |
| CIPR-GA70□4012□□□□-#□□□□ | M4 |
| CIPR-GA70□4018□□□□-#□□□□ | M5 |
| CIPR-GA70□4023□□□□-#□□□□ | M5 |

Scale 1:3



Detail (without Front cover) Scale 1:2